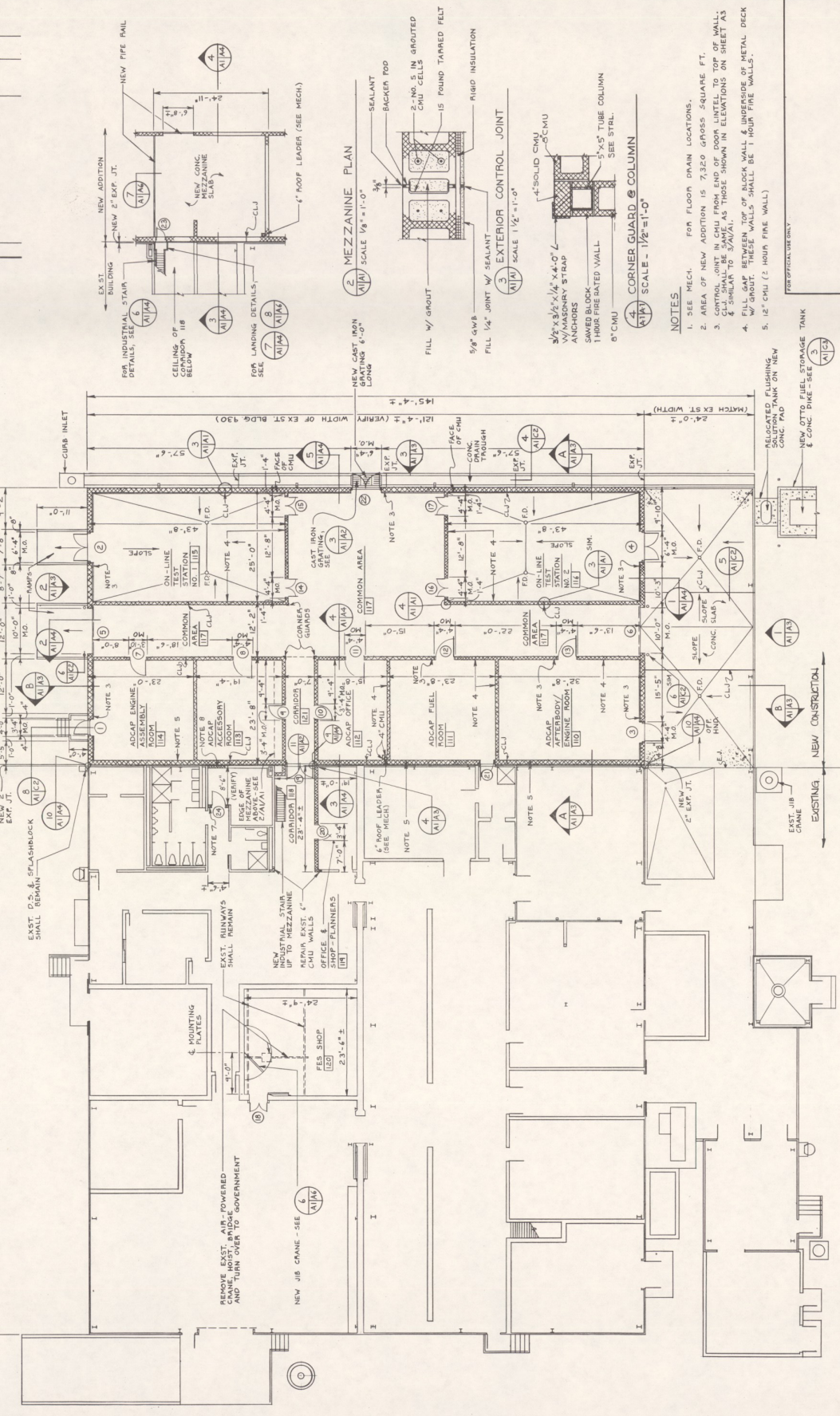


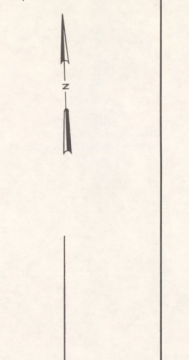

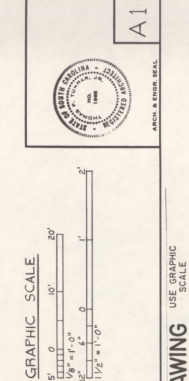
NO.	DESCRIPTION	DATE	APPROVED
1	AS SHOWN		

EXISTING BUILDING NO. 430



NOTES

1. SEE MECH. FOR FLOOR DRAIN LOCATIONS.
2. AREA OF NEW ADDITION IS 7,320 GROSS SQUARE FT.
3. CONTROL JOINT IN CMU FROM END OF DOOR LINE TO TOP OF WALL. CMU SHALL BE SAME AS THOSE SHOWN IN ELEVATIONS ON SHEET A3 & SIMILAR TO SHOWN IN PLAN. TOP OF BLOCK WALL & INSIDE OF METAL DECK BY GROUT. THESE WALLS SHALL BE 1 HOUR FIRE WALLS.
4. 12" CMU (2 HOUR FIRE WALL)
5. NEW OTTO FUEL STORAGE TANK
6. ALL NEW EXTERIOR WALLS SHALL BE 12" CMU EXCEPT WHERE NOTED OTHERWISE.
7. PROVIDE NEW 8" CMU PARTITION TO 10'-0" ABOVE FIN. FL.
8. WHERE 2'-0" HIGH OPENING IN NEW CMU WALL DO NOT FINISH.



GRAPHIC SCALE

5' 0" 10' 20'

1" = 1'-0"

FLOOR PLAN
SCALE 1/8" = 1'-0"

DEPARTMENT OF THE ARMY
SOUTHERN DIVISION
CHARLESTON, S.C.

ADD TO MK-48 TORPEDO SHOP
FLOOR PLAN

DATE: 11/14/54
DRAWN BY: J. H. HARRIS
CHECKED BY: J. H. HARRIS
SCALE: AS NOTED

5144924
80091

APPROVED BY: [Signature]

REDUCED DRAWING
USE GRAPHIC SCALE